

LUBING

SPRAY CABINET
MAINTAIN A CLEAN CONVEYOR CHAIN



RELENTLESS QUALITY. EXCEPTIONAL SERVICE.

OVERVIEW

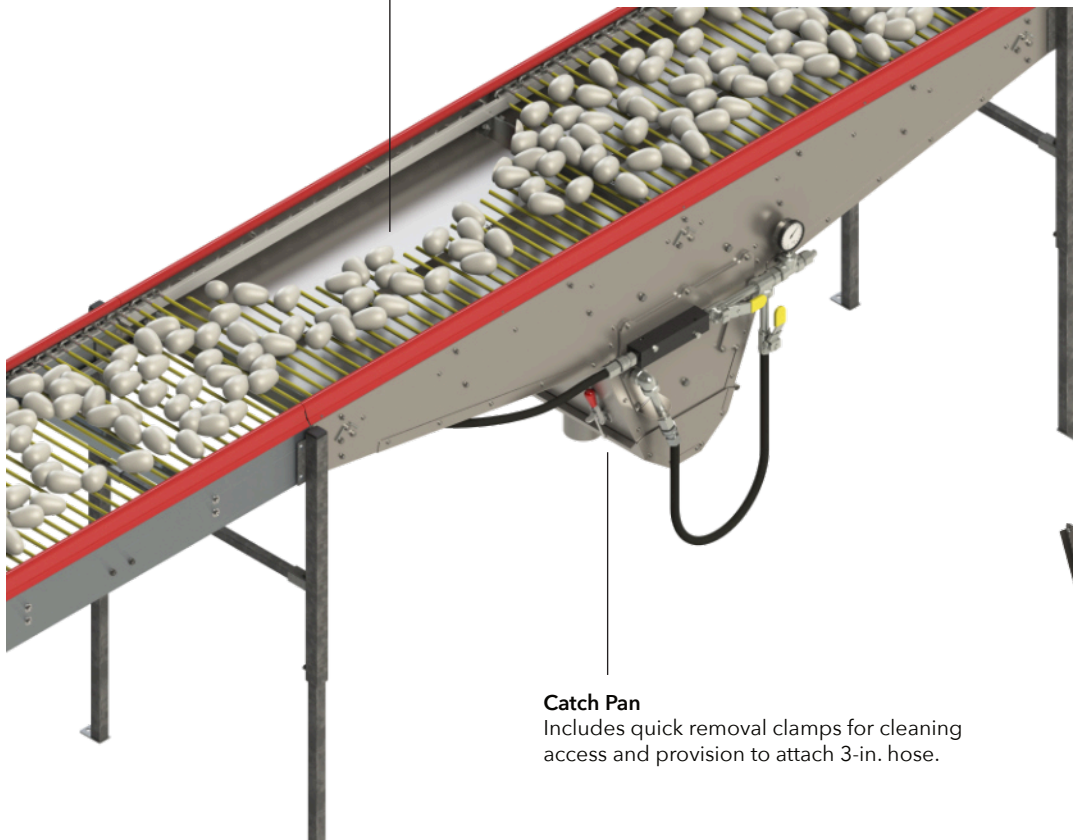
High-pressure spray nozzles in the enclosed cabinet safely spray the lower chain of the conveyor. The SprayCabinet can safely be operated during egg collection, saving time during wash-down.

FEATURES

- Available in all conveyor sizes.
- All hoses are quick-connect.
- All interior surfaces are sloped for drainage.
- All stainless and food-grade plastic construction on contact surfaces.
- 2m SprayCabinet can easily be retrofitted onto existing systems.
- Can be mounted on legs or suspended.
- Can be installed on inclines/declines up to 10 degrees.
- Helps reduce number of dirty eggs.

Overspray Shields

The overspray shields allow spraying during egg collection.

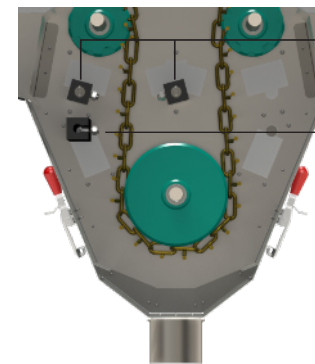


Catch Pan

Includes quick removal clamps for cleaning access and provision to attach 3-in. hose.

Spray Headers


- One spray header for cross-rods.
- One spray header for chain links with valves to run both or one at a time.



Chain Link Nozzles

Eliminate possibility of oil marks on eggs

Cross-Rod Nozzles



High-Pressure Electric Mobile Pump

- One pump can service multiple SprayCabinets.
- Mounted on wheels for mobility.
- All quick-connect water connections.
- Available in 230/460V, 3ph plug-in motors.
- Adjustable water pressure.
- Chemical injector for cleaning/disinfecting agents helps sanitize for AI or Salmonella.

